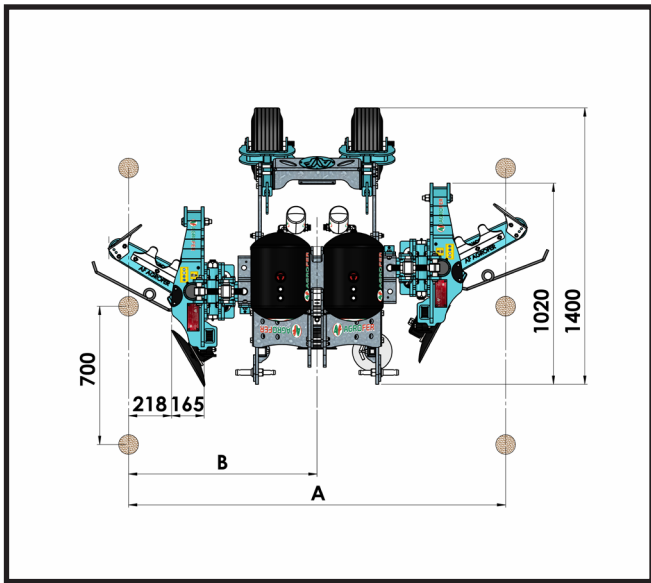



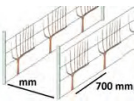


# SYMPLEX DX-SX

- Chassis carried to the 3 points of the lift
- Cut-tube profile chassis
- 2 adjustable rubber wheels
- Hydraulic system
- 550 mm blade tool
- Double-acting feeler cylinder



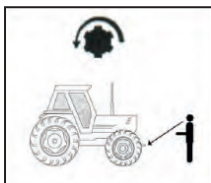
MOD. mm	Kg	A min-max	B min-max	 HP	 min-max	 mm
PICCOLO	DA 360 A 580	950 - 1500	1200 - 1700	30	50-200	1700
MEDIO		1200 - 1700	1400 - 1900	30	50-200	2500
GRANDE		1400 - 1900	1600 - 2100	30	50-200	3000

## SYMPLEX DX-SX EASY Electronic

- System operation with tractor oil
- FIXED TL 60 DX blade head, no inclination
- HYDRAULIC telescopic extension of the TL 60 DX-SX blade head with tractor oil operation, 500mm extension
- 12 volt electric pushbutton panel on the tractor for emergency return of the TL 60 DX-SX blade head
- Tractor with 2 pairs of double-acting hydraulic jacks
- LT 30 tractor

## REAR OR FRONT

TO CONFIRM

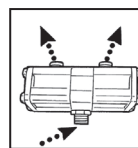


FRONT



OR

REAR

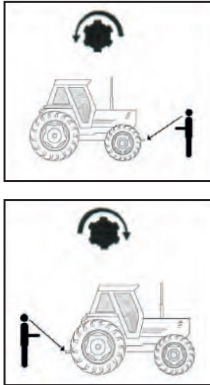



**SYMPLEX DX-SX ECO Electronic**



**REAR OR FRONT**

- System operation with tractor oil
- HYDRAULIC oblique inclination of the TL 60 DX-SX blade head + 15°-15° tractor oil operation
- HYDRAULIC telescopic extension of the TL 60 DX-SX blade head with tractor oil operation, 500mm extension
- 12 volt ELECTRIC pushbutton panel on the tractor for emergency return of the TL 60 DX-SX blade head
- Tractor with N4 pairs of double-acting hydraulic jacks
- LT 50 tractor

TO CONFIRM



**FRONT  
OR  
REAR**

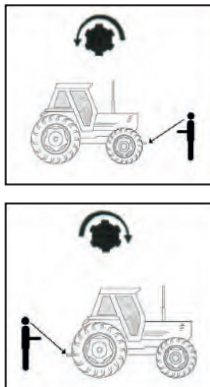


**SYMPLEX DX-SX TOP Electronic**


**REAR OR FRONT**

- System operation with pump and oil tank
- HYDRAULIC oblique inclination of the TL 60 DX-SX blade head + 15°-15° tractor oil operation
- HYDRAULIC telescopic extension of the TL 60 DX-SX blade head with tractor oil operation, 500mm extension
- 12 volt ELECTRIC pushbutton panel on the tractor for emergency return of the TL 60 DX-SX blade head
- Tractor with 3 pairs of double-acting hydraulic jacks
- Tractor PTO socket 540 or 1000
- Pump kit fixed to the frame (1 pump)
- Cardan shaft
- LT 30 tractor

TO CONFIRM




**FRONT  
OR  
REAR**



**REVERSIBLE**

**KIT REVERSIBLE**



**ONLY  
MOD. TOP**

