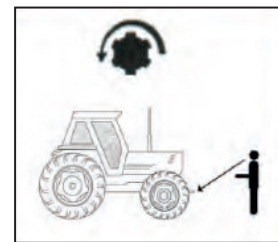
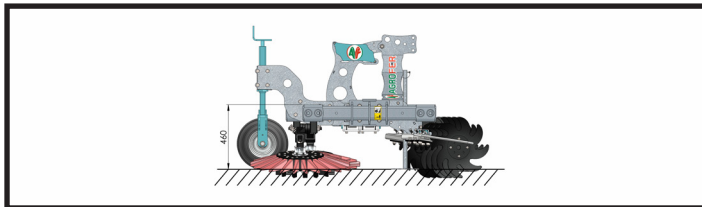
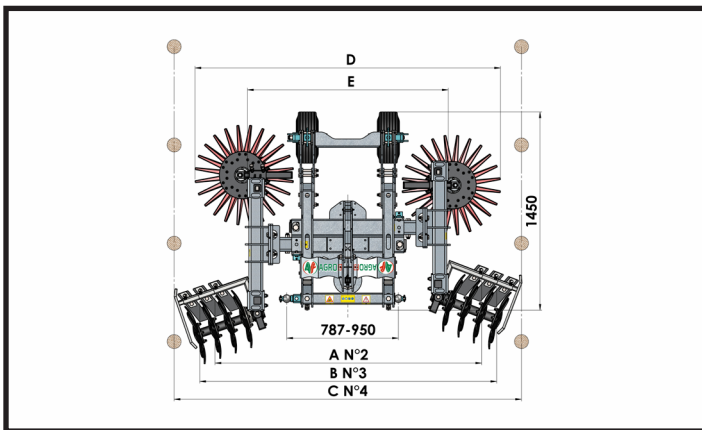



# SWITCH SYSTEM BIO DX SX FRUIT

- Telaio portato ai 3 punti del sollevatore
- Telaio in tubolare sezionato
- Sfilo a cannocchiale idraulico
- N°2 ruote di appoggio in gomma regolabili
- Impianto idraulico





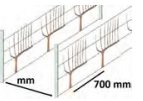
ANTERIORE

Da Confermare

0



POSTERIORE

| MOD.<br>mm | Kg           | A<br>min-max | B<br>min-max | C<br>min-max | D<br>min-max                                       | E<br>min-max | <br>HP | <br>min-max | <br>mm |
|------------|--------------|--------------|--------------|--------------|--|--------------|---|--|---|
| MEDIO      | da 400 a 700 | 2600-3600    | 2800-3800    | 1400-1900    | ø540 2800-3800<br>ø700 3000-4000<br>ø950 3200-4200 | 2100-3100    | 50  | 50-100   | 3000  |
| GRANDE     | da 400 a 700 | 2700-3700    | 1400-1900    | 2900-3900    | ø540 3000-4000<br>ø700 3200-4200<br>ø950 3400-4400 | 2500-3900    | 50  | 50-100   | 3300  |
| MAGNUM     | da 400 a 700 | 2700-3700    | 2900-3900    | 3300-4300    | ø540 3000-4000<br>ø700 3200-4200<br>ø950 3400-4400 | 2500-3900    | 50  | 50-100   | 3300  |

## SWITCH SYSTEM BIO DX-SX

- Sfilo a cannocchiale idraulico della testata DX-SX
- Kit porta utensile rollacker stella kult DX-SX - N.2 sezioni
- Completo: lato DX-SX
- Trattore con N°1 paio di prese idrauliche a doppio effetto
- Trattore standard Lt 20

