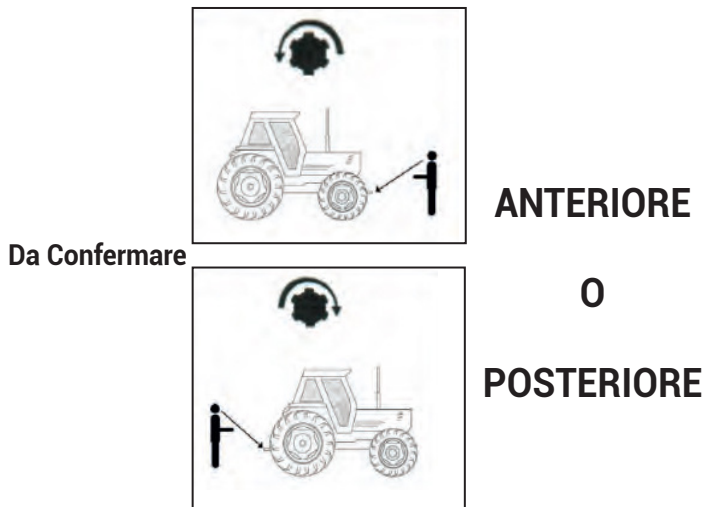
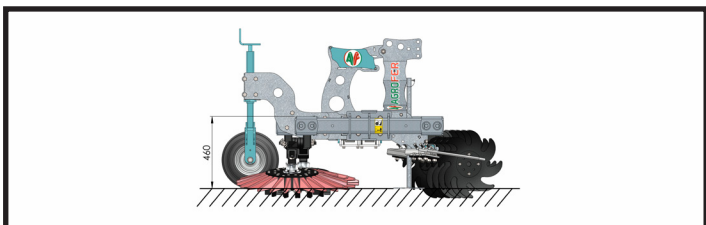
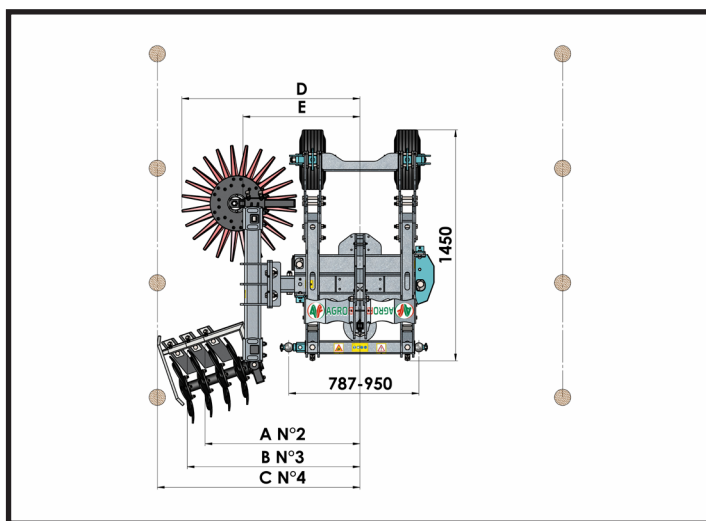



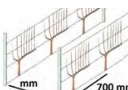


# SWITCH SYSTEM BIO DX FRUIT

- Telaio portato ai 3 punti del sollevatore
- Telaio in tubolare sezionato
- Sfilo a canocchiale idraulico
- N°2 ruote di appoggio in gomma regolabili
- Impianto idraulico



MOD. mm	Kg	A min-max	B min-max	C min-max	D min-max	E min-max	 HP	 min-max	 mm
MEDIO	da 360 a 580	1100-1600	1200-1700	1400-1900	ø540 1200-1700 ø700 1300-1800 ø950 1400-1900	800-1300	30	50-100	2000
GRANDE	da 360 a 580	1300-1800	1400-1900	1600-2100	ø540 1400-1900 ø700 1500-2100 ø950 1630-2130	1050-1550	30	50-100	2500

## SWITCH SYSTEM BIO DX

- Sfilo a canocchiale idraulico della testata DX
- Kit porta utensile rollacker stella kult DX - N.2 sezioni
- Completo: lato DX
- Trattore con N°1 paio di prese idrauliche a doppio effetto
- Trattore standard Lt 20

