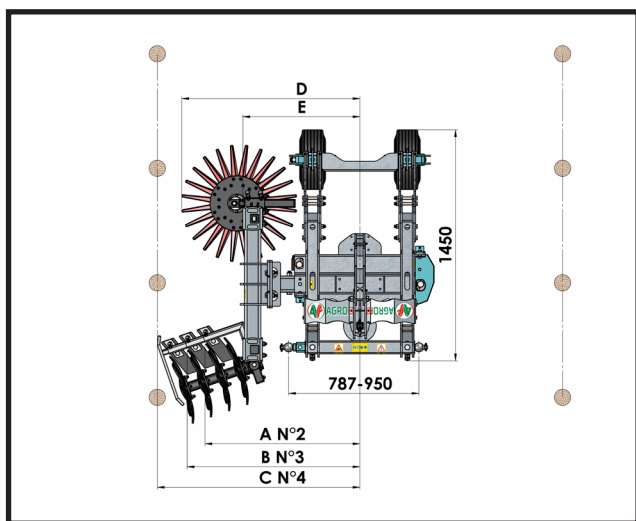

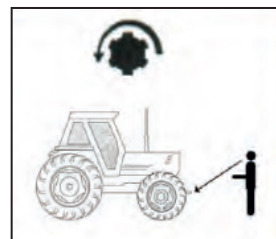


# SWITCH SYSTEM BIO DX FRUIT

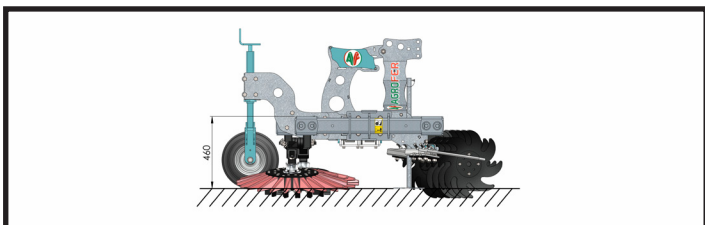
- 3 point carried chassis
- Cut-tube profile chassis
- Hydraulic telescopic extension
- 2 adjustable support rubber wheels
- Hydraulic system



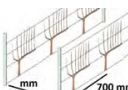


TO BE CONFIRMED



FRONT  
OR  
REAR



MOD. mm	Kg	A min-max	B min-max	C min-max	D min-max	E min-max	 HP	 min-max	 mm
MEDIO	da 360 a 580	1100-1600	1200-1700	1400-1900	ø540 1200-1700 ø700 1300-1800 ø950 1400-1900	800-1300	30	50-100	2000
GRANDE	da 360 a 580	1300-1800	1400-1900	1600-2100	ø540 1400-1900 ø700 1500-2100 ø950 1630-2130	1050-1550	30	50-100	2500

## SWITCH SYSTEM BIO DX

- Hydraulic telescope extension of DX header
- Kit for application Rollacker - Kult cultivator DX - **N° 2 SECTIONS**
- Complete: right side
- Tractor with n°1 pairs of double-acting hydraulic outlets
- Standard tractor Lt 20

