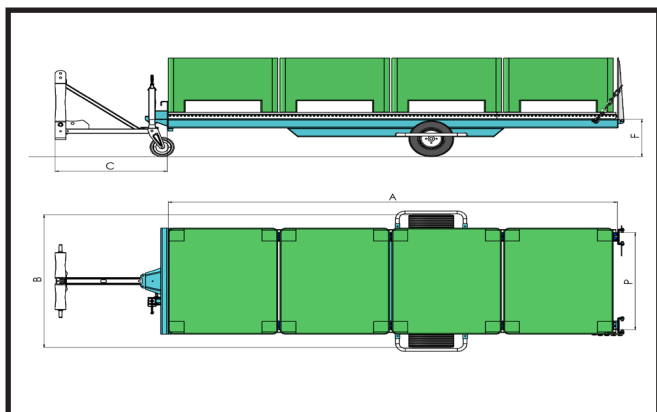




CART ECO S

- 100x100 chassis structure of cut tube profiles made up of 100x100 mm profiles welded and joined together
- N° 4 wheels – N. 16.5 x 6.5-8
- Special rear stops to fasten the bins
- BASCULE DRAWBAR for bin unloading
- N° 2 DOUBLE WHEEL ROLL TRACKS FOR BIN UNLOADING
- Rear manual slides



MOD.	N. Cassoni	A mm	B mm	C mm	F mm	P mm		 Kg	€
ECO 3.S.	3	3400	1500	850	450	1100	16.5x6.5-8	300	
ECO 4.S.	4	4530	1500	850	450	1100	16.5x6.5-8	380	
ECO 3 SA.S.	3	3640	1380	850	450	800	16.5x6.5-8	320	
ECO 4 SA.S.	4	4860	1380	850	450	800	16.5x6.5-8	430	
ECO 3 LS.S	3	3050	1500	850	450	1100	16.5x6.5-8	300	
ECO 4 LS.S	4	4050	1500	850	450	1100	16.5x6.5-8	430	