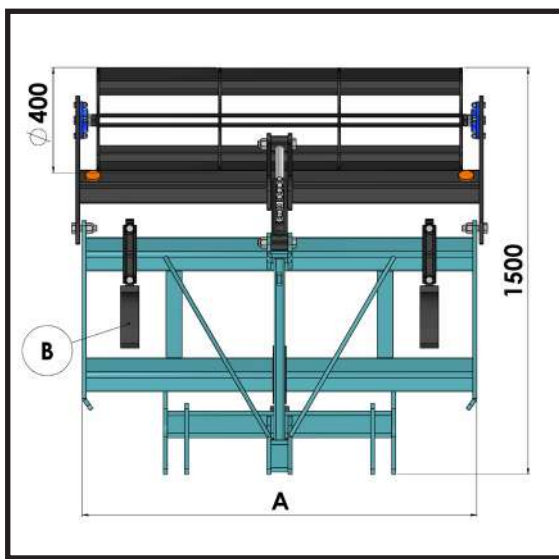
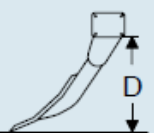

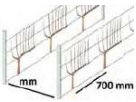



TILLER R.I.P.

- Cut-tube profile frame 100X100X8
- 3-point hitch on lift
- Manually adjustable anchors
- Depth roller with hydraulic adjustment



MOD.	A mm	B N°	 Altezza Ancore mm			Kg	 HP	
R.I.P. 15	1500	3	700	600	1800	320	70	
R.I.P. 18	1800	3	700	600	2000	400	70	
R.I.P. 22	2200	5	700	600	2500	550	100	