



TELESCOPIC ELECTRONIC

- AUTOMATIC BINS LOADING UNLOADING
- 50 tenths pressed sheet metal frame
- Load-bearing chassis in squared tube
- Widening chassis for bin loading
- N° 2 tyres 31x15.50 – 15.76x43 or 10.075 15.3
- Electro-hydraulic remote control on the tractor for adjustments during the loading operations



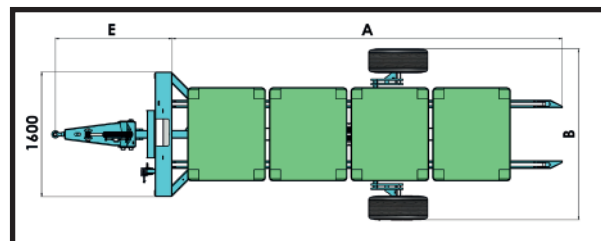
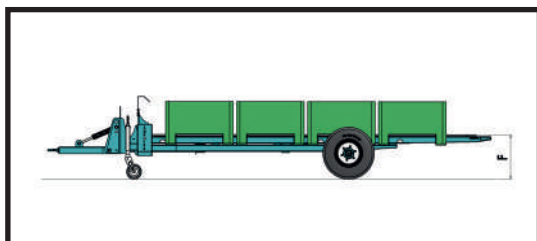
SPECIFICS:

- Tractor oil power with 2 double-effect jacks ; 30 Lt. tractor
- 1 botton drives the hydraulic catenary to load and unload the bins
- 1 botton drives the wheels (lift-lower) to tilt the chassis during loading and unloading operations
- 1 botton drives the hydraulic drawbar up/down for adjustment to every terrain during loading and unloading operation
- 1 botton drives the shift DX-SX of the drawbar to simplify the bins in





SIZES BINS

A1	A2
113	113
120	110
120	100
120	120
120	80 ON DEMAND



Mod. Telescopic TOP Electronic



MOD.	N. Cassoni	A mm	F mm min-max	E mm	 Kg	 B	
Telescopico EL/4	4	5000	100-600	1280	1050	10.075 15.3 – B=2050 340/55-16 B=2150	
Telescopico EL/5	5	6000	100-600	1280	1150		