

PLATFORM CS P

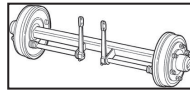
MACHINE TRANSPORT TRAILER 63X25

- Frame designed and made of 150x150x5 sectioned tubular
- Crosspieces always in sectioned tubular 150x150x5
- Removable axle
- Height-adjustable eye F2
- Manual support foot
- N° 2 NEW SINGLE Wheels 235/75 17.5
- Stops with special hooks for fixing the machine
- Drawbar underneath complete with machine fixing hooks
- Axle split
- Floor in ashlar sheet metal

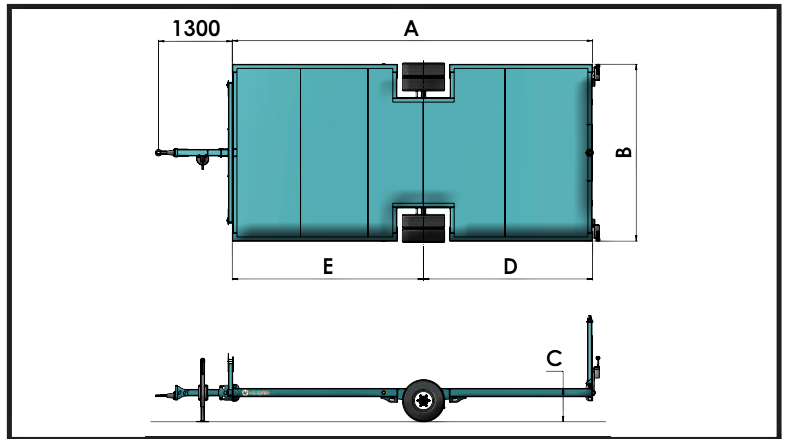
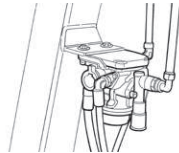




COMPLETE WITH:

Axle with removable mechanical brake




Pneumatic braking system for 6000 kg

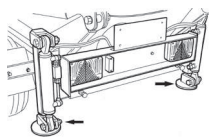


MOD. CS.P	D mm	A mm	B mm	C mm	E mm	 N°2	 Kg	
CS 63x25	2800	6300	2500	500	3500	235/75175	2000	

ACCESSORIES ON REQUEST



N° 2 PLATFORMS CR.190/35 LENGTH 3500



N° 2 SIDE HYDRAULIC STANDING FEET TRACTOR OIL OPERATION

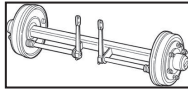
PLATFORM CS G

- Frame designed and made of 150x150x5 sectioned tubular
- Crosspieces always in sectioned tubular 150x150x5
- Removable axle
- Height-adjustable eye F2
- Manual support foot
- N° 4 TWIN WHEELS 205/75 17.5 REBUILT
- Stops with special hooks for fixing the machine
- Drawbar underneath complete with machine fixing hooks
- Floor in ashlar sheet metal

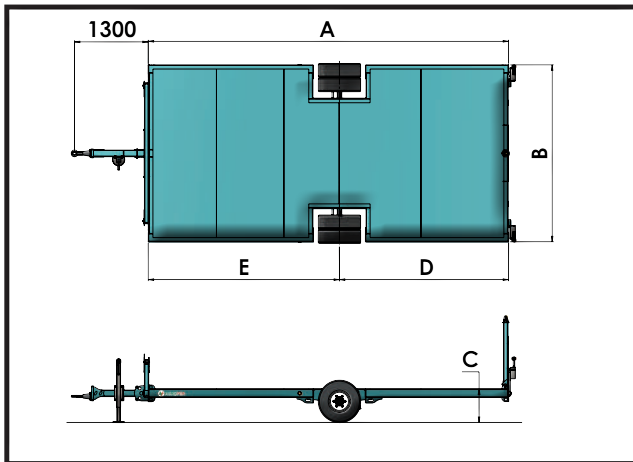
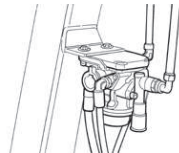




COMPLETE WITH:

Axle with fixed mechanical brake




Pneumatic braking system for 8000 kg



MOD. CS.G	D mm	A mm	B mm	C mm	E mm	 N°4	 Kg	
CS.G 65x32	2800	6500	3200	650	3500	205/75175	2600	
CS.G 75x32	3550	7500	3200	650	3950	205/75175	3100	

ACCESSORIES ON REQUEST

N° 2 PLATFORMS CR.190/35 LENGTH 3500



N° 2 SIDE HYDRAULIC STANDING FEET - TRACTOR OIL OPERATION

