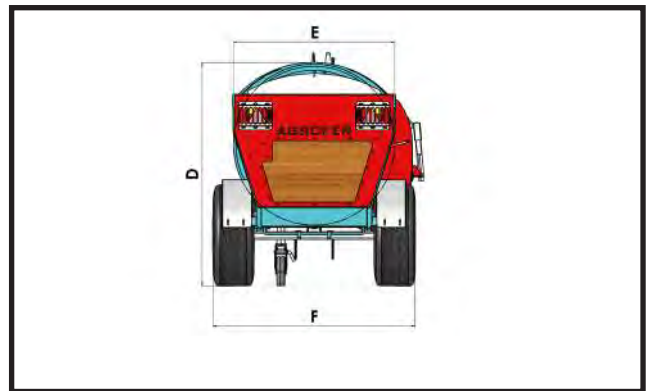
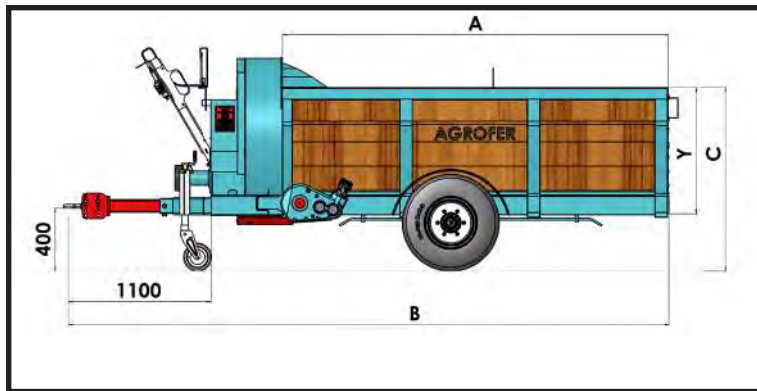














# MANURE SPREADERS F.V.S. TOP

- Localized distribution on rows
- Cut-tube profiles structure with pickled sheet steel
- COVERING OF FLOOR AND SIDES IN TREATED LARCH PLANKS
- N°2 adjustable casings for localized distribution on the row
- Guides for chain running
- Removable drawbar
- Wheels with mudguards
- SPECIAL ROTARY "SUPER S" WITH 2 DRIVING DISKS EDGE WITH CHAIN FEED
- HYDRAULIC ENGINE FOR CHAIN with a hydraulic control valve for speed regulation and a direction inverter with quick coupling operation of the tractor
- With rigid suspension
- Axle without brake
- Cardan shaft
- Road light kit
- Tractor n°1 pair of hydraulic outlets for belt chain operation -30Lt oil



MOD. 1200	A mm	B mm	C mm	D mm	E mm	F mm	Y mm		 m <sup>3</sup>	 Kg	 750mm	€	EUROPEAN ROAD HOMOLOGATION CERTIFICATE
FVS 25 TOP VIGNERON	3000	4050	1400	1550	1200	1450	850	10/075 15.3 16 PR	2.5	1350	1800		LOAD 3850 Kg
FVS 35 TOP VIGNERON	3500	4550	1400	1550	1200	1450	850	10/075 15.3 16 PR	2.9	1410	1800		LOAD 4510 Kg
FVS 40 TOP VIGNERON	4000	4950	1500	1650	1200	1550	850	11/080 15.3 16 PR	3.3	1650	3000		LOAD 5050 Kg
FVS 45 TOP VIGNERON	4500	5650	1500	1650	1200	1550	850	11/080 15.3 16 PR	3.6	2700	3000		LOAD 5500 Kg

MOD. 1300	A mm	B mm	C mm	D mm	E mm	F mm	Y mm		 m³	 Kg		€	EUROPEAN ROAD HOMOLOGATION CERTIFICATE	*
FVS 25 TOP	3200	4250	1400	1650	1300	1650	850	10/075-15.3 16 PR	3.0	1500	2100		LOAD 4000Kg	X
FVS 35 TOP	3500	4550	1400	1650	1300	1650	850	10/075-15.3 16 PR	3.3	1550	2100		LOAD 4710Kg	X
FVS 40 TOP	4000	4950	1500	1850	1300	1850	850	13.0/65-18 16 PR	3.5	1680	3000		LOAD 5250Kg	X
FVS 45 TOP	4500	5650	1500	1850	1300	1850	850	13.0/65-18 16 PR	4.0	1950	3000		LOAD 5710Kg	X

MOD. 1500	A mm	B mm	C mm	D mm	E mm	F mm	Y mm		 m³	 Kg		€	ROAD HOMOLOGATION CERTIFICATE 5000-6000 Kg	*
FVS 50 TOP	4500	5650	1500	1950	1500	2050	850	13.0/65-18 16 PR	5.0	2100	3000		LOAD 6500Kg	X

## COMPLETE WITH



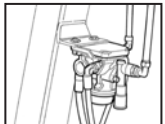
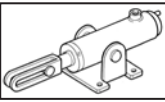
Spreader with SUPER "S" special rotator



Bank for advancement on chain

## BRAKING COST FOR EUROPEAN ROAD HOMOLOGATION

IMAGE	CODE	DESCRIPTION	PRICE
	SP 001	AXLE WITH MECHANICAL BRAKE	

	PNEUMATIC	
	HYDRAULIC WITH PEDAL	

# WORKING DISTANCES

- Working distances are indicative
- The operation of the machine can vary according to the product to be distributed and to the type of operation
- The regulation system of the manure spreader:
  - Edge with chain feed, if supplied, or chains only
  - The RPM of the tractor for the roller speed
  - Feed speed

## Mod. F.V.S.

